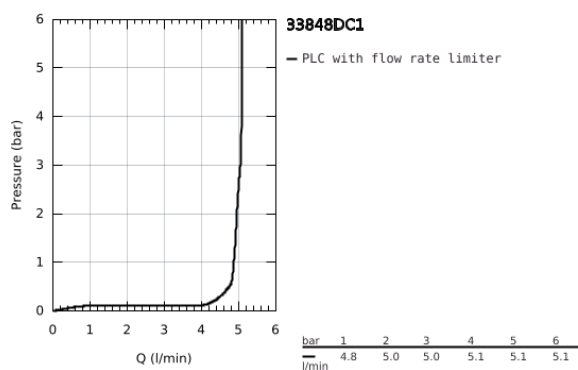
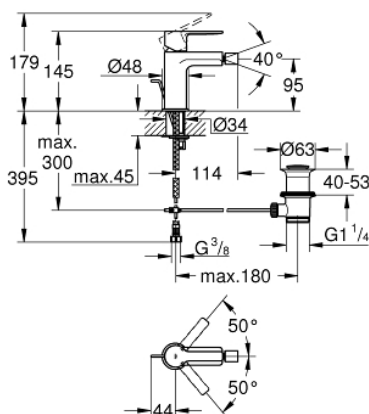


33 848 DC1 LINEARE BIDET MIXER 1/2" S-SIZE

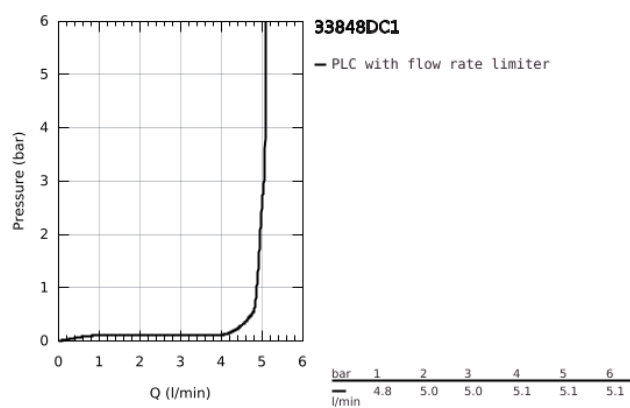


PRODUCT DESCRIPTION

- Colour: supersteel
- monobloc installation
- metal lever
- 28 mm ceramic cartridge with GROHE SilkMove
- with temperature limiter
- GROHE Long-Life finish
- GROHE Water Saving - Less water, perfect flow
- maximum flow rate (at 3 bar): 5 l/min
- GROHE FastFixation Plus installation system
- ball-joint mousseur
- pop-up waste set 1 1/4"
- flexible connection hoses



33 848 DC1 **LINEARE BIDET MIXER 1/2"**
S-SIZE



33 848 DC1 LINEARE BIDET MIXER 1/2" S-SIZE



SPARE PARTS, September 2016 – now

- 1: Lever (Spare part-nr. 46980DC0)
- 2: Shield for cross handle (Spare part-nr. 46581DC0)
- 3: retaining ring (Spare part-nr. 07419000)
- 4: Cartridge (Spare part-nr. 46580000)
- 5: Flow restrictor (Spare part-nr. 13998000)
- 6: Pop-up rod (Spare part-nr. 46739EN0)
- 7: Shank mounting kit (Spare part-nr. 46645000)
- 8: Pop-up waste set 1 1/4" (Spare part-nr. 28910DC0)
- 8.1: Chrome bath plug (Spare part-nr. 07182DC0)
- 8.2: Eccentric rod (Spare part-nr. 07052000)
- 9: Mounting wrench (Spare part-nr. 19017000)*
- 10: Eccentric rod (Spare part-nr. 07341000)*

* Optional accessories