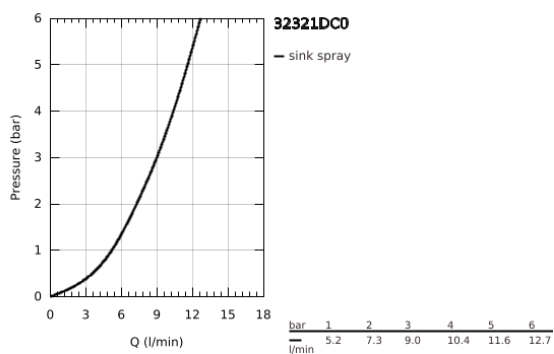
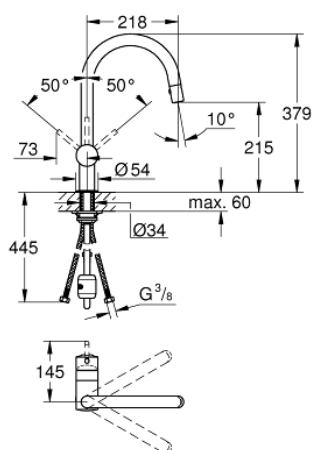


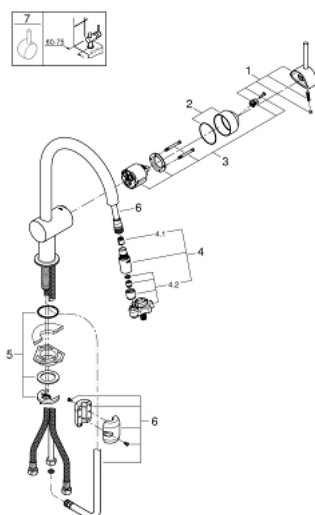
32 321 DC0 MINTA SINGLE-LEVER SINK MIXER 1/2"



PRODUCT DESCRIPTION

- Colour: supersteel
- monobloc installation
- GROHE Long-Life finish
- GROHE SilkMove 46 mm ceramic cartridge
- flow strainer
- pull-out laminar spray
- diverter: laminar spray/SpeedClean shower jet
- automatic return to laminar spray
- adjustable flow rate limiter
- swivel tubular spout
- integrated non-return valve
- protected against backflow
- flexible connection hoses
- rapid installation system

32 321 DC0 MINTA SINGLE-LEVER SINK MIXER 1/2"



SPARE PARTS, December 2015 – now

- 1: Lever (Spare part-nr. 46015DC0)
- 2: Shield for cross handle (Spare part-nr. 46025DC0)
- 3: Cartridge (Spare part-nr. 46048000)
- 4: Hand shower (Spare part-nr. 46857DC0)
- 4.1: Non-return valve (Spare part-nr. 08565000)
- 4.2: Flow straightener (Spare part-nr. 13997000)
- 5: Shank mounting kit (Spare part-nr. 46345000)
- 6: Hose for sink mixer with pull-out dual spray or mousseur (Spare part-nr. 48293000)
- 7: Lever (Spare part-nr. 40684DC0)*

* Optional accessories