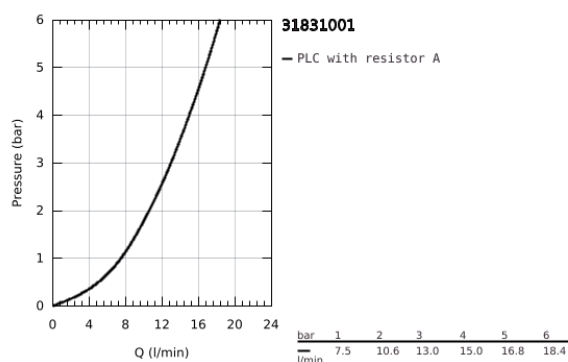
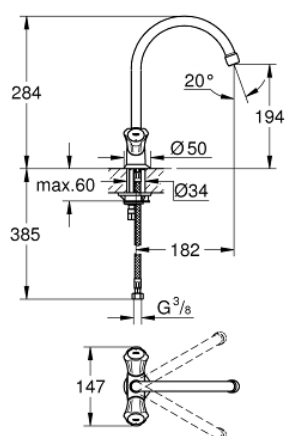


31 831 001 **COSTA L SINK MIXER 1/2"**

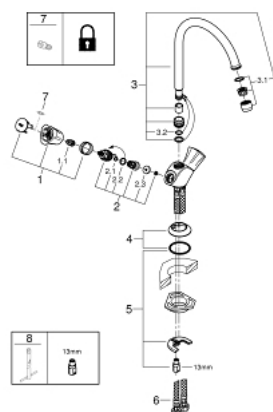


PRODUCT DESCRIPTION

- Colour: Chrome
- metal handles
- heat-insulated
- GROHE Long-Life finish
- GROHE Long-Life headparts
- mousseur
- swivel tubular spout
- swivel area 360°
- flexible connection hoses
- maximum flow rate (at 3 bar): 13 l/min



31 831 001 **COSTA L SINK MIXER 1/2"**



SPARE PARTS, September 2016 – now

- 1: Handle (Spare part-nr. 45994000)
- 1.1: Snap insert (Spare part-nr. 0538600M)
- 2: Headpart 1/2" (Spare part-nr. 07146000)
- 2.1: O-Ring Ø6 x Ø2 (Spare part-nr. 0128300M)
- 2.2: O-Ring Ø18,2 x Ø1,7 (Spare part-nr. 0392400M)
- 2.3: Sealing washer (Spare part-nr. 0529100M)
- 3: Biflo spout (Spare part-nr. 13213000)
- 3.1: Flow restrictor (Spare part-nr. 13928000)
- 3.2: O-ring dia. 12x2 mm (Spare part-nr. 0128000M)
- 4: Escutcheon (Spare part-nr. 45996000)
- 5: Shank mounting kit (Spare part-nr. 46249000)
- 6: Connection hose (Spare part-nr. 46255000)
- 7: Screw for Costa/Avina products (Spare part-nr. 48013000)*
- 8: Mounting wrench (Spare part-nr. 19017000)*

* Optional accessories