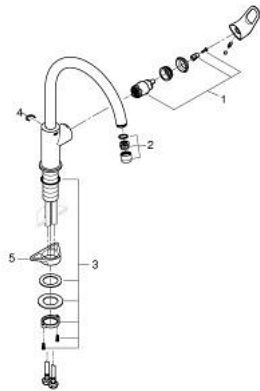


31 538 001 **GROHE BAUFLOW SINGLE-LEVER SINK MIXER 1/2"**

**SPARE PARTS**, April 2022 – now

- 1: Cartridge (Spare part-nr. 46963000)
- 2: Flow restrictor (Spare part-nr. 13967000)
- 3: Shank fastening assembly (Spare part-nr. 48384000)
- 4: Safety ring (Spare part-nr. 4826600M)
- 5: Support plate (Spare part-nr. 05334000)



31 538 001 **GROHE BAUFLOW SINGLE-LEVER SINK MIXER 1/2"**

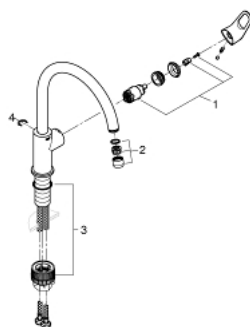
**SPARE PARTS**, September 2021 – April 2022

1: Cartridge (Spare part-nr. 46963000)

2: Flow restrictor (Spare part-nr. 13967000)

3: Mounting set (Spare part-nr. 48477000)

4: Safety ring (Spare part-nr. 4826600M)



## 31 538 001 GROHE BAUFLOW SINGLE-LEVER SINK MIXER 1/2"

**SPARE PARTS**, April 2020 – September 2021

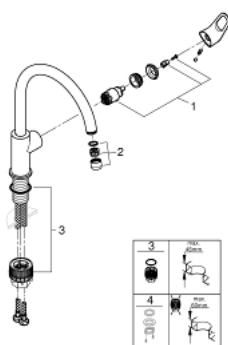
1: Cartridge (Spare part-nr. 46963000)

2: Flow restrictor (Spare part-nr. 13967000)

3: Mounting set (Spare part-nr. 48477000)

4: Shank fastening assembly (Spare part-nr. 48384000)\*

\* Optional accessories



31 538 001 **GROHE BAUFLOW SINGLE-LEVER SINK MIXER 1/2"**

**SPARE PARTS**, November 2017 – April 2020

1: Cartridge (Spare part-nr. 46963000)

2: Flow restrictor (Spare part-nr. 13967000)

3: Support plate (Spare part-nr. 05334000)

4: Shank fastening assembly (Spare part-nr. 48384000)\*

\* Optional accessories

