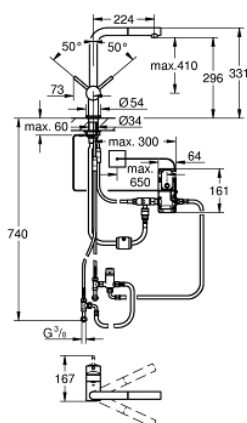
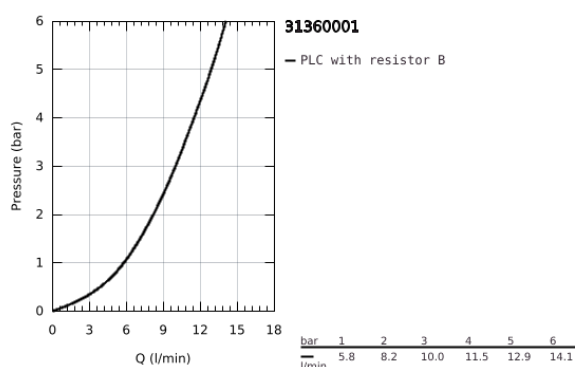


31 360 001 MINTA TOUCH ELECTRONIC SINGLE-LEVER SINK MIXER 1/2"

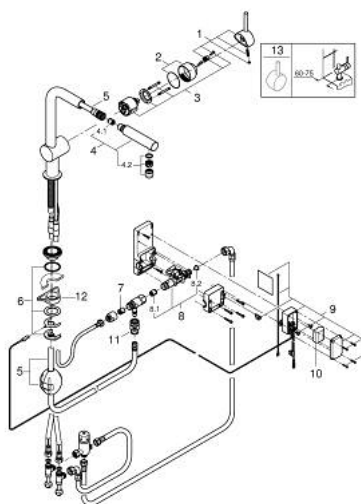


PRODUCT DESCRIPTION

- Colour: Chrome
- L-spout
- Touch: activation of water via skin contact
- battery supply 6 V lithium-battery, type CR-P2
- CE approved
- solenoid valve
- fixed value mixing valve
- automatically stops after 60 sec. (factory set)
- type of protection IP 44
- GROHE SilkMove 46 mm ceramic cartridge
- pull out mousseur spout
- adjustable flow rate limiter
- swivel tubular spout
- swivel area 360°
- protected against backflow
- flexible connection hoses
- rapid installation system
- maximum flow rate (at 3 bar): 10 l/min



31 360 001 MINTA TOUCH ELECTRONIC SINGLE-LEVER SINK MIXER 1/2"



SPARE PARTS, September 2023 – now

- 1: Lever (Spare part-nr. 46015000)
 - 2: Shield for cross handle (Spare part-nr. 46025000)
 - 3: Cartridge (Spare part-nr. 46048000)
 - 4: Hand shower (Spare part-nr. 46858000)
 - 4.1: Non-return valve (Spare part-nr. 08565000)
 - 4.2: Flow restrictor (Spare part-nr. 13967000)
 - 5: Shower hose (Spare part-nr. 48293000)
 - 6: Shank mounting kit (Spare part-nr. 46345000)
 - 7: Non-return valve (Spare part-nr. 08565000)
 - 8: Solenoid valve (Spare part-nr. 48213000)
 - 8.1: Non-return valve (Spare part-nr. 08565000)
 - 8.2: Strainer (Spare part-nr. 42395000)
 - 9: Control unit (Spare part-nr. 48214000)
 - 10: Battery (Spare part-nr. 42886000)
 - 11: Quick coupling (Spare part-nr. 46338000)
 - 12: Support plate (Spare part-nr. 05334000)
 - 13: Lever (Spare part-nr. 40684000)*
- * Optional accessories