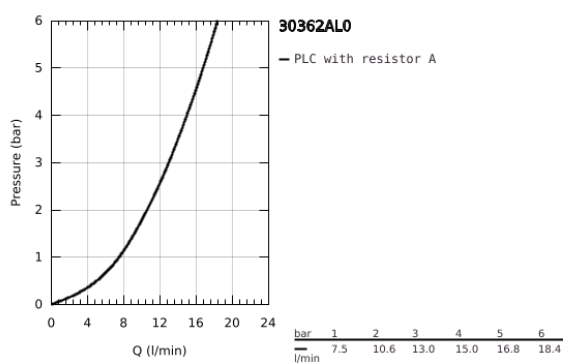
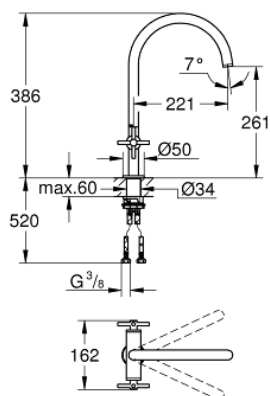


## 30 362 AL0 ATRIO TWO HANDLE SINK MIXER 1/2"

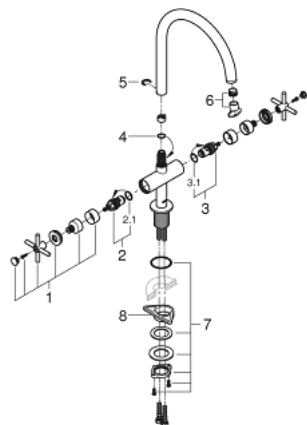


### PRODUCT DESCRIPTION

- Colour: brushed hard graphite
- C-spout
- monobloc installation
- GROHE Long-Life finish
- ceramic headparts 1/2", 90°
- selectable swivel area : 0° / 150° / 360°
- flexible connection hoses
- rapid installation system
- mousseur



## 30 362 AL0 ATRIO TWO HANDLE SINK MIXER 1/2"



### SPARE PARTS, April 2018 – now

- 1: Cross handles (Spare part-nr. 18026AL3)
- 2: Ceramic headpart, 1/2" (Spare part-nr. 45883000)
- 2.1: O-Ring Ø18,2 x Ø1,7 (Spare part-nr. 0392400M)
- 3: Ceramic headpart, 1/2" (Spare part-nr. 45882000)
- 3.1: O-Ring Ø18,2 x Ø1,7 (Spare part-nr. 0392400M)
- 4: Sealing washer (Spare part-nr. 0128500M)
- 5: Safety ring (Spare part-nr. 4826600M)
- 6: Flow control set (Spare part-nr. 48470000)
- 7: Shank fastening assembly (Spare part-nr. 48384000)
- 8: Support plate (Spare part-nr. 05334000)