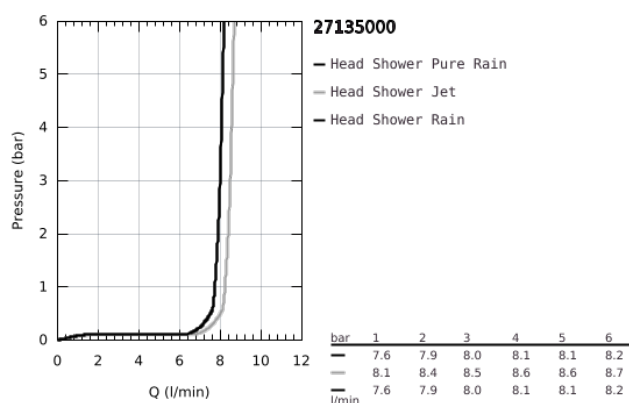
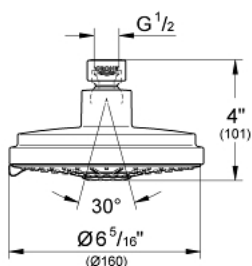


27 135 000 RAINSHOWER COSMOPOLITAN 160 HEAD SHOWER 4 SPRAYS

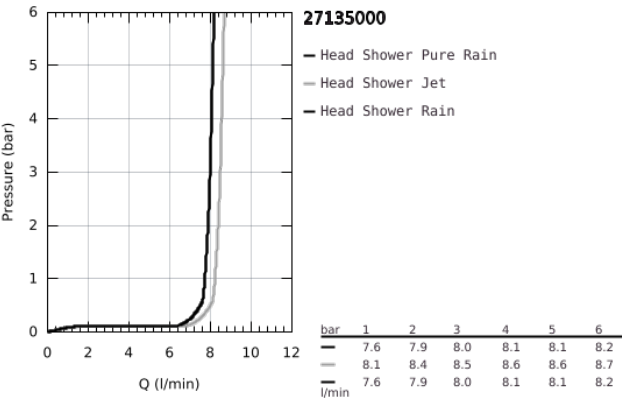


PRODUCT DESCRIPTION

- Colour: Chrome
- spray patterns:
- Rain / Jet / Pure / Champagne spray
- maximum flow rate (at 3 bar): 8.5 l/min
- Ø 160 mm
- ball joint with turning angle $15^\circ \pm 15^\circ$
- GROHE Water Saving - Less water, perfect flow
- SpeedClean anti-limescale system
- suitable for instantaneous heater
- Min. recommended pressure 0.5 bar
- The head shower is suitable for minimum flow rate of 7.5 l/min and a maximum of 9.5 l/min (ASME A112.18.1M). Minimum pressure > 1 bar, maximum 6 bar (ASME A112.18.1M).
- recommended for use with Rainshower shower arms



27 135 000 RAINSHOWER COSMOPOLITAN 160 HEAD SHOWER 4 SPRAYS



27 135 000 **RAINSHOWER COSMOPOLITAN 160 HEAD SHOWER 4 SPRAYS**

SPARE PARTS, July 2006 – now

1: Fibre seal dia. Ø 18,5 x Ø 12 x 2 (Spare part-nr. 0138900M)

2: Strainer (Spare part-nr. 0676800M)

