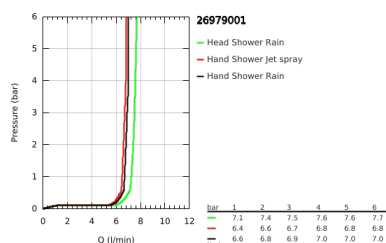
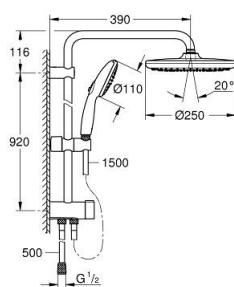



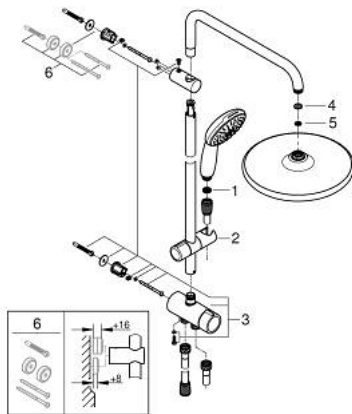
26 979 001 TEMPESTA SYSTEM 250 FLEX SHOWER SYSTEM WITH DIVERTER FOR WALL MOUNTING



PRODUCT DESCRIPTION

- Colour: Chrome
- Consisting of:
 - horizontal 390 mm shower arm, adjustable before installation
 - change by diverter between hand shower, head shower or head shower
- Eco setting
- head shower Tempesta 250 (26 666)
- 2 spray patterns (via diverter):
 - Rain, SmartRain
- head shower with white rear cover
- with ball joint
- rotation angle $\pm 10^\circ$
- hand shower Tempesta 110 (26 912)
- 2 spray patterns:
 - Rain, Jet
- adjustable height via gliding element
- distance between diverter and upper bracket: 920 mm
- shower hose Relexaflex 1500 mm (28 151)
- Relexaflex shower hose 500 mm (22 115)
- flexible installation: connection to faucet / wall union for water supply with 1/2" thread of the 500 mm shower hose
- maximum flow rate (at 3 bar): 7.5 l/min
- GROHE Water Saving - Less water, perfect flow
- GROHE SmartSwitch - easily rotate the dial to enjoy your preferred spray option
- GROHE DreamSpray perfect spray pattern
- ShockProof silicone ring prevents damage caused by a shower falling
- GROHE Long-Life finish
- SpeedClean anti-limescale system
- Inner WaterGuide for a longer life
- suitable for instantaneous heaters from 18 kW/h
- minimum flow rate 7 l/min.
- min. recommended pressure 1.0 bar
- professional edition

26 979 001 TEMPESTA SYSTEM 250 FLEX SHOWER SYSTEM WITH DIVERTER FOR WALL MOUNTING



SPARE PARTS, November 2021 – now

- 1: Strainer (Spare part-nr. 0700200M)
- 2: Sliding piece (Spare part-nr. 48609000)
- 3: Diverter (Spare part-nr. 48338000)
- 4: Fibre seal dia. Ø 18,5 x Ø 12 x 2 (Spare part-nr. 0138900M)
- 5: Strainer (Spare part-nr. 48007000)
- 6: Spacer (Spare part-nr. 26496000)*

* Optional accessories