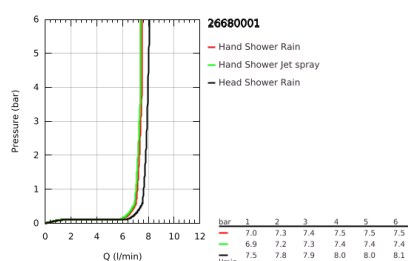
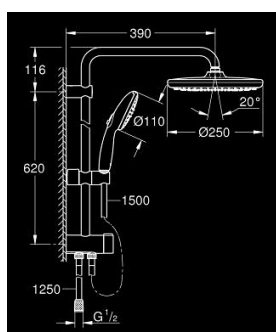


26 680 001 VITALIO START SYSTEM 250 FLEX SHOWER SYSTEM WITH DIVERTER FOR WALL MOUNTING



PRODUCT DESCRIPTION (1/2)

- Colour: Chrome
- Consisting of:
 - horizontal 390 mm shower arm, adjustable before installation
 - change by diverter between hand shower, head shower or head shower Eco setting
 - head shower Vitalio Start 250
 - 2 spray patterns (via diverter):
 - Rain, SmartRain
 - head shower with black rear cover
 - with ball joint
 - rotation angle $\pm 10^\circ$
 - hand shower Vitalio Start 110 (27 946)
 - 2 spray patterns: Rain, Jet
 - maximum flow rate (at 3 bar): 7.9 l/min
 - adjustable height via gliding element
 - distance between diverter and upper bracket: 620 mm
 - shower hose VitalioFlex Trend 1500 mm 1/2" x 1/2" (28 741)
 - shower hose VitalioFlex Trend 1250 mm 1/2" x 1/2" (22 114)
- flexible installation: connection to tap / wall union for water supply with 1/2" thread of the 1250 mm shower hose
- GROHE Water Saving - Less water, perfect flow
- GROHE SmartSwitch - easily rotate the dial to enjoy your preferred spray option
- GROHE DreamSpray perfect spray pattern
- GROHE Long-Life finish
- SpeedClean anti-limescale system
- Inner WaterGuide for a longer life
- ShockProof silicone ring prevents damage caused by a shower falling
- suitable for instantaneous heaters from 18 kW/h

Pure Freude
an Wasser

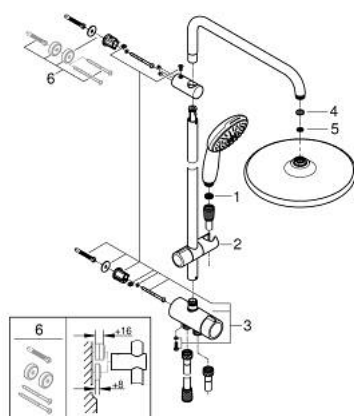


26 680 001 **VITALIO START SYSTEM 250 FLEX SHOWER SYSTEM WITH DIVERTER FOR WALL MOUNTING**

PRODUCT DESCRIPTION (2/2)

- minimum flow rate 5 l/min.
- 5 color packaging
- Consumer edition

26 680 001 VITALIO START SYSTEM 250 FLEX SHOWER SYSTEM WITH DIVERTER FOR WALL MOUNTING



SPARE PARTS, November 2021 – now

- 1: Strainer (Spare part-nr. 0700200M)
- 2: Sliding piece (Spare part-nr. 27723001)
- 3: Diverter (Spare part-nr. 48338000)
- 4: Fibre seal dia. Ø 18,5 x Ø 12 x 2 (Spare part-nr. 0138900M)
- 5: Strainer (Spare part-nr. 48007000)
- 6: Spacer (Spare part-nr. 26496000)*

* Optional accessories