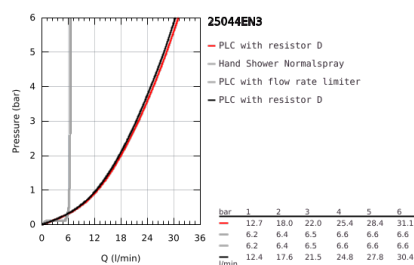


25 044 EN3 ATRIO BATH / SHOWER MIXER 1/2"

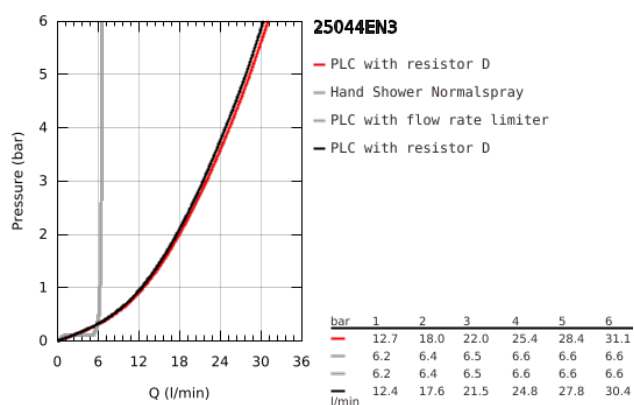


PRODUCT DESCRIPTION

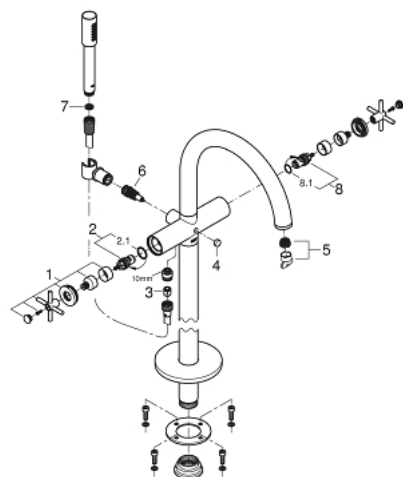
- Colour: brushed nickel
- floor-mounted installation with high pillar unions (765 mm)
- set for final installation for
- 45 984 001
- ceramic headparts 1/2", 90°
- GROHE Long-Life finish
- automatic diverter: bath/shower
- spout with mousseur
- projection 301 mm
- integrated non-return valve in the shower outlet 1/2"
- hand shower Rainshower Aqua Stick (26 465)
- with shower holder
- Silverflex shower hose 1250 mm (28 362)
- protected against backflow
- with cross handles
- Two different sets of caps included. One set with "H" and "C" marking, one set without marking.



25 044 EN3 ATRIO BATH / SHOWER MIXER 1/2"



25 044 EN3 ATRIO BATH / SHOWER MIXER 1/2"



SPARE PARTS, October 2018 – now

- 1: Pair of handles (Spare part-nr. 48406EN0)
- 2: Ceramic headpart, 1/2" (Spare part-nr. 45883000)
- 2.1: O-Ring Ø18,2 x Ø1,7 (Spare part-nr. 0392400M)
- 3: Non-return valve (Spare part-nr. 08565000)
- 4: Diverter knob (Spare part-nr. 64989EN0)
- 5: Flow restrictor (Spare part-nr. 13926000)
- 6: Diverter (Spare part-nr. 48407EN0)
- 7: Strainer (Spare part-nr. 0700200M)
- 8: Ceramic headpart, 1/2" (Spare part-nr. 45882000)
- 8.1: O-Ring Ø18,2 x Ø1,7 (Spare part-nr. 0392400M)