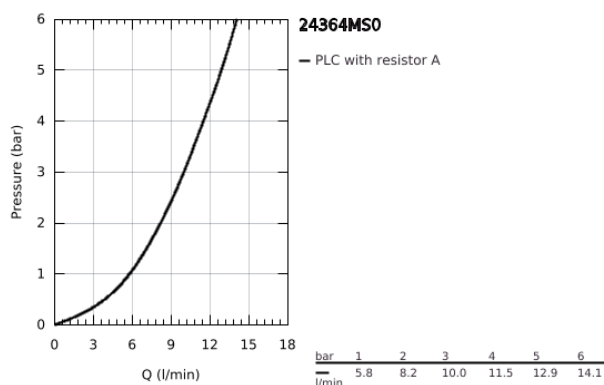
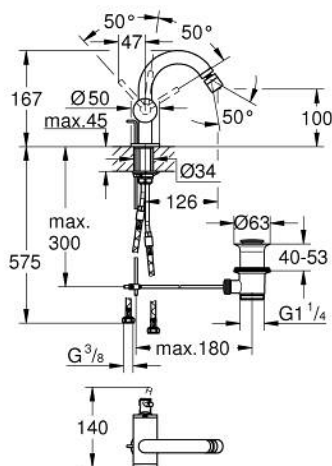


## 24 364 MS0 ATRIO BIDET MIXER 1/2"

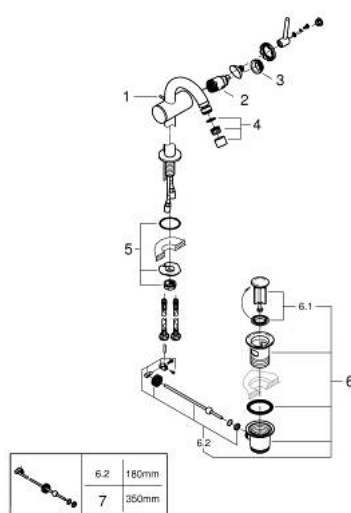


### PRODUCT DESCRIPTION

- Colour: satin steel
- monobloc installation
- 28 mm ceramic cartridge with GROHE SilkMove
- with temperature limiter
- GROHE Long-Life finish
- rapid installation system
- tubular C-spout with ball-joint mousseur
- pop-up waste set 1 1/4"
- flexible connection hoses



## 24 364 MS0 ATRIO BIDET MIXER 1/2"



### SPARE PARTS, October 2022 – now

- 1: Pop-up rod (Spare part-nr. 65196MS0)
- 2: Cartridge (Spare part-nr. 46963000)
- 3: retaining ring (Spare part-nr. 07419000)
- 4: flow control (Spare part-nr. 06574MS0)
- 5: Shank fastening assembly (Spare part-nr. 48409000)
- 6: Pop-up waste set 1 1/4" (Spare part-nr. 28910MS0)
- 6.1: Chrome bath plug (Spare part-nr. 07182MS0)
- 6.2: Eccentric rod (Spare part-nr. 07052000)
- 7: Eccentric rod (Spare part-nr. 07341000)\*
- \* Optional accessories