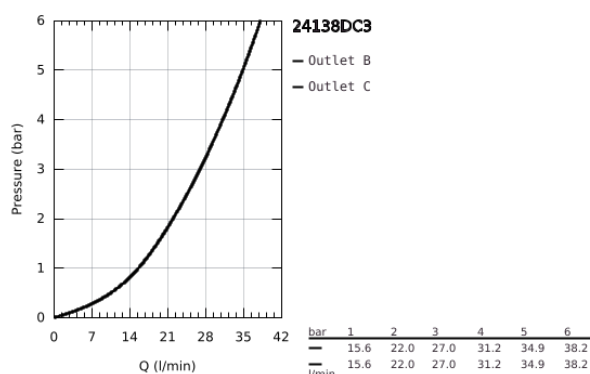


24 138 DC3 **ATRIO THERMOSTATIC BATH TUB MIXER FOR 2 OUTLETS WITH INTEGRATED SHUT OFF/DIVERTER VALVE**

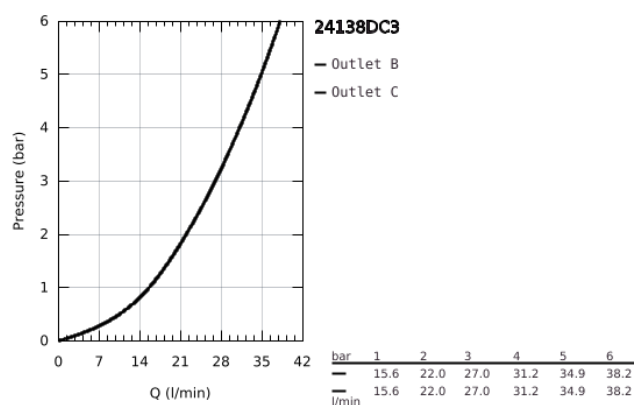


PRODUCT DESCRIPTION

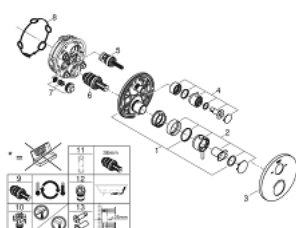
- Colour: supersteel
- set for final installation for
- GROHE Rapido SmartBox 35 600/35 604
- GROHE TurboStat compact cartridge with wax thermoelement
- GROHE Long-Life finish
- wall escutcheon with GROHE FastFixation(covered escutcheon- and shaft sealing, covered fixing)
- metal escutcheon, retroactively 6° adjustable
- printed hand shower and bath filler symbol
- GROHE SafeStop safety button at 38°C(calibration required)
- GROHE SafeStop Plus optional temperature limiter at 43°C or 46°C included
- GROHE AquaDimmer, integrated shut off/diverter valve
- metal handles
- flow performance: outlet B = 27 l/min outlet C = 30 l/min
- without roughing-in-set



24 138 DC3 ATRIO THERMOSTATIC BATH TUB MIXER FOR 2 OUTLETS WITH INTEGRATED SHUT OFF/DIVERTER VALVE



24 138 DC3 **ATRIO THERMOSTATIC BATH TUB MIXER FOR 2 OUTLETS WITH INTEGRATED SHUT OFF/DIVERTER VALVE**



SPARE PARTS, January 2018 – now

- 1: Mounting plate (Spare part-nr. 49080000)
- 2: Temperature control handle (Spare part-nr. 49089DC0)
- 3: Escutcheon (Spare part-nr. 49075DC0)
- 4: Shut-off handle Aquadimmer (Spare part-nr. 49090DC0)
- 5: Aquadimmer (Spare part-nr. 49084000)
- 6: Thermostatic compact cartridge 3/4" (Spare part-nr. 49028000)
- 7: Non-return valve (Spare part-nr. 49085000)
- 8: Sealing washer (Spare part-nr. 48360000)
- 9: GROHE TurboStat cartridge 3/4" (Spare part-nr. 49003000)*
- 10: Service stops (Spare part-nr. 1405300M)*
- 11: Socket Spanner (Spare part-nr. 49059000)*
- 12: Backflow protection combination (DIN-EN1717) (Spare part-nr. 14055000)*
- 13: Universal extension set 2-handle thermostats, 25 mm (Spare part-nr. 14058000)*

* Optional accessories