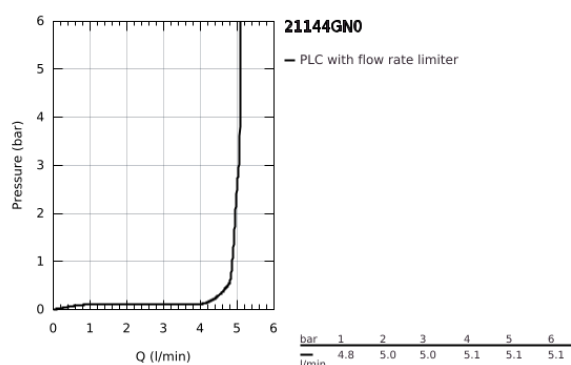
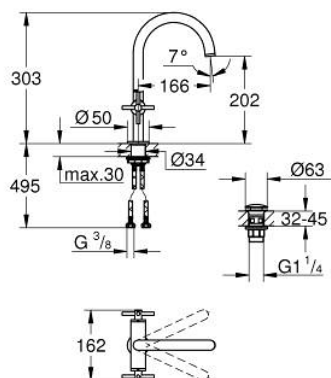


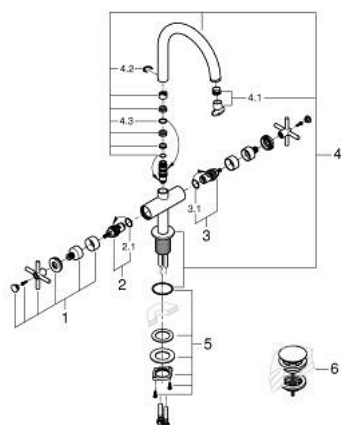
21 144 GN0 ATRIO BASIN MIXER, 1/2" L-SIZE



PRODUCT DESCRIPTION

- Colour: brushed cool sunrise
- ceramic headparts 1/2", 90°
- GROHE Long-Life finish
- GROHE Water Saving - Less water, perfect flow
- maximum flow rate (at 3 bar): 5 l/min
- rapid installation system
- swivel tubular spout with mousseur and stop limiter
- adjustable swivel area 0° / 150° / 360°
- Push-open waste set 1 1/4"
- flexible connection hoses
- with cross handles
- Two different sets of caps included. One set with "H" and "C" marking, one set without marking.

21 144 GN0 ATRIO BASIN MIXER, 1/2" L-SIZE



SPARE PARTS, November 2022 – now

- 1: Cross handles (Spare part-nr. 14215GN0)
- 2: Ceramic headpart, 1/2" (Spare part-nr. 45883000)
- 2.1: O-Ring Ø18,2 x Ø1,7 (Spare part-nr. 0392400M)
- 3: Ceramic headpart, 1/2" (Spare part-nr. 45882000)
- 3.1: O-Ring Ø18,2 x Ø1,7 (Spare part-nr. 0392400M)
- 4: Biflo spout (Spare part-nr. 101280GN00)
- 4.1: Flow straightener (Spare part-nr. 48408000)
- 4.2: Safety ring (Spare part-nr. 4826600M)
- 4.3: Sealing washer (Spare part-nr. 0128500M)
- 5: Shank fastening assembly (Spare part-nr. 48384000)
- 6: Waste set with push-open plug (Spare part-nr. 65807GN0)