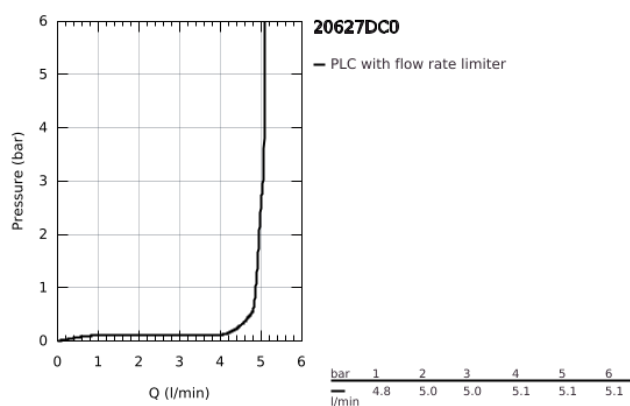
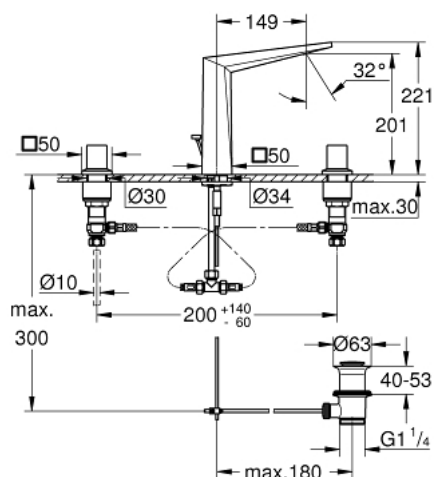


## 20 627 DC0 ALLURE BRILLIANT THREE-HOLE BASIN MIXER 1/2" L-SIZE

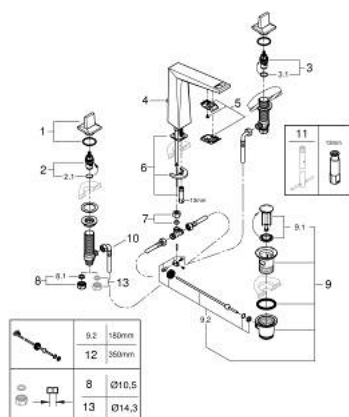


### PRODUCT DESCRIPTION

- Colour: supersteel
- ceramic headparts 1/2", 90°
- GROHE Long-Life finish
- GROHE Water Saving - Less water, perfect flow
- maximum flow rate (at 3 bar): 5 l/min
- spout with integrated mousseur
- pop-up waste set 1 1/4"
- pressure-proof, flexible connection hoses between spout and side valves
- min. recommended pressure 1.0 bar



## 20 627 DC0 ALLURE BRILLIANT THREE-HOLE BASIN MIXER 1/2" L-SIZE



### SPARE PARTS, October 2021 – now

- 1: Handle pair (Spare part-nr. 48320DC0)
- 2: Ceramic headpart, 1/2" (Spare part-nr. 45882000)
- 2.1: O-Ring Ø18,2 x Ø1,7 (Spare part-nr. 0392400M)
- 3: Ceramic headpart, 1/2" (Spare part-nr. 45883000)
- 3.1: O-Ring Ø18,2 x Ø1,7 (Spare part-nr. 0392400M)
- 4: Pop-up rod (Spare part-nr. 46787DC0)
- 5: Race (Spare part-nr. 46794DC0)
- 6: Shank mounting kit (Spare part-nr. 46671000)
- 7: Compression union 3/8" (Spare part-nr. 12914000)
- 7.1: Sealing washer (Spare part-nr. 45279000)
- 8: Coupling nut 1/2" x 10.5 mm (Spare part-nr. 1290100M)
- 8.1: Fibre seal dia. Ø 18,5 x Ø 12 x 2 (Spare part-nr. 0138900M)
- 9: Pop-up waste set 1 1/4" (Spare part-nr. 28910DC0)
- 9.1: Chrome bath plug (Spare part-nr. 07182DC0)
- 9.2: Eccentric rod (Spare part-nr. 07052000)
- 10: Flexible connection hose (Spare part-nr. 45704000)
- 11: Mounting wrench (Spare part-nr. 19017000)\*
- 12: Eccentric rod (Spare part-nr. 07341000)\*
- 13: Coupling nut 1/2" x 14.5 mm (Spare part-nr. 1290200M)\*

\* Optional accessories