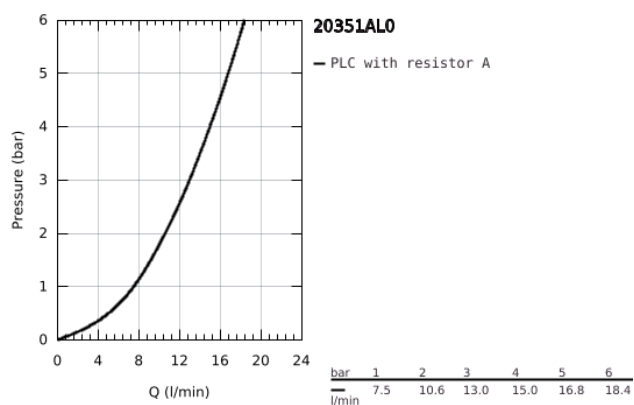
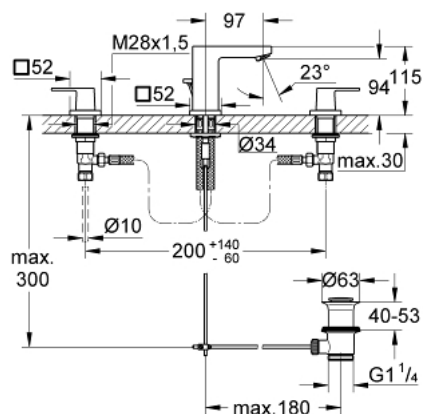


20 351 AL0 EUROCUBE THREE-HOLE BASIN MIXER 1/2" S-SIZE

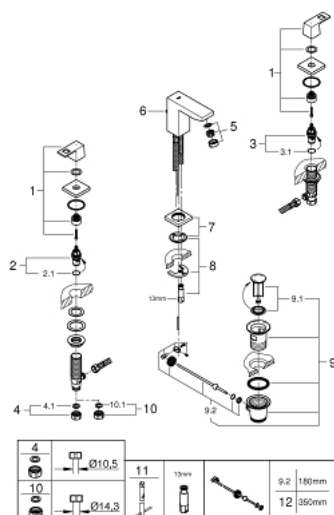


PRODUCT DESCRIPTION

- Colour: brushed hard graphite
- metal lever
- ceramic headparts 1/2", 90°
- GROHE Long-Life finish
- GROHE FastFixation Plus installation system
- spout with mousseur
- pop-up waste set 1 1/4"
- pressure-proof, flexible connection hoses between spout and side valves
- union nut 1/2" x 10.5 mm



20 351 AL0 EUROCUBE THREE-HOLE BASIN MIXER 1/2" S-SIZE



SPARE PARTS, March 2019 – now

- 1: Handle pair (Spare part-nr. 48321AL0)
- 2: Ceramic headpart, 1/2" (Spare part-nr. 45882000)
- 2.1: O-Ring Ø18,2 x Ø1,7 (Spare part-nr. 0392400M)
- 3: Ceramic headpart, 1/2" (Spare part-nr. 45883000)
- 3.1: O-Ring Ø18,2 x Ø1,7 (Spare part-nr. 0392400M)
- 4: Coupling nut 1/2" x 10.5 mm (Spare part-nr. 1290100M)
- 4.1: Fibre seal dia. Ø 18,5 x Ø 12 x 2 (Spare part-nr. 0138900M)
- 5: Flow restrictor (Spare part-nr. 13929AL0)
- 6: Pop-up rod (Spare part-nr. 46787AL0)
- 7: Escutcheon (Spare part-nr. 48421AL0)
- 8: Shank mounting kit (Spare part-nr. 46671000)
- 9: Pop-up waste set 1 1/4" (Spare part-nr. 28910AL0)
- 9.1: Chrome bath plug (Spare part-nr. 07182AL0)
- 9.2: Eccentric rod (Spare part-nr. 07052000)
- 10: Coupling nut 1/2" x 14.5 mm (Spare part-nr. 1290200M)*
- 11: Mounting wrench (Spare part-nr. 19017000)*
- 12: Eccentric rod (Spare part-nr. 07341000)*

* Optional accessories