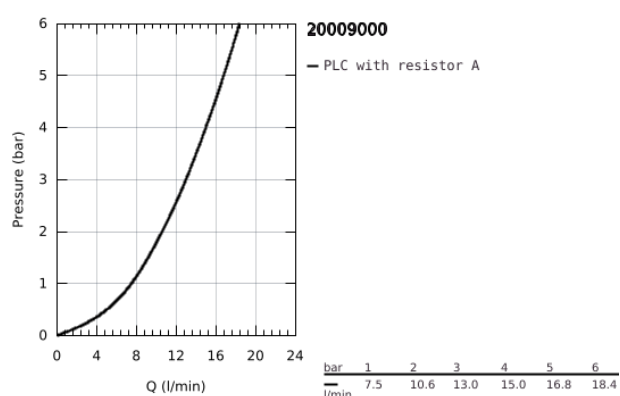
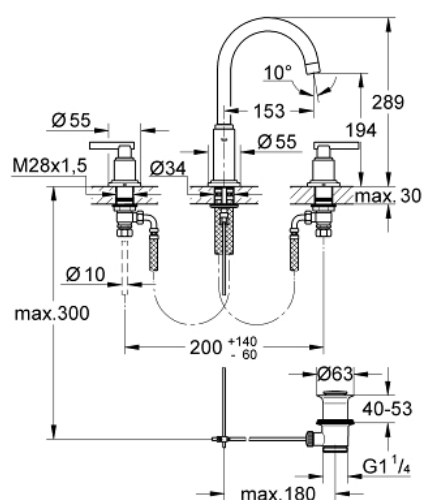
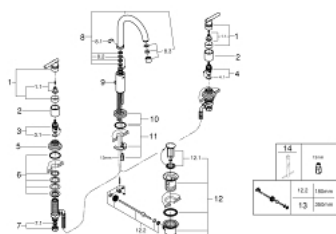




- Colour: Chrome
- ceramic headparts 1/2", 90°
- GROHE Long-Life finish
- swivel tubular spout with mousseur and stop limiter
- pop-up waste set 1 1/4"
- pressure-proof, flexible connection hoses between spout and side valves
- with Jota handle



20 009 000 ATRIO THREE-HOLE BASIN MIXER 1/2" M-SIZE



SPARE PARTS, August 2016 – now

- 1: Handle Jota (Spare part-nr. 45609000)
- 1.1: Replacement handle connection kit (Spare part-nr. 45605000)
- 2: Sleeve (Spare part-nr. 08124000)
- 3: Ceramic headpart, 1/2" (Spare part-nr. 45882000)
- 3.1: O-Ring Ø18,2 x Ø1,7 (Spare part-nr. 0392400M)
- 4: Ceramic headpart, 1/2" (Spare part-nr. 45883000)
- 4.1: O-Ring Ø18,2 x Ø1,7 (Spare part-nr. 0392400M)
- 5: Escutcheon (Spare part-nr. 45630000)
- 6: Shank fastening assembly (Spare part-nr. 45025000)
- 7: Coupling nut 1/2" x 10.5 mm (Spare part-nr. 1290100M)
- 7.1: Fibre seal dia. Ø 18,5 x Ø 12 x 2 (Spare part-nr. 0138900M)
- 8: Biflo spout (Spare part-nr. 13170000)
- 8.1: Safety ring (Spare part-nr. 0806500M)
- 8.2: Sealing washer (Spare part-nr. 0128500M)
- 8.3: Flow restrictor (Spare part-nr. 13935000)
- 9: Pop-up rod (Spare part-nr. 06575000)
- 10: Escutcheon (Spare part-nr. 45629000)
- 11: Shank mounting kit (Spare part-nr. 46249000)
- 12: Pop-up waste set 1 1/4" (Spare part-nr. 28910000)
- 12.1: Chrome bath plug (Spare part-nr. 07182000)
- 12.2: Eccentric rod (Spare part-nr. 07052000)
- 13: Eccentric rod (Spare part-nr. 07341000)*
- 14: Mounting wrench (Spare part-nr. 19017000)*

* Optional accessories