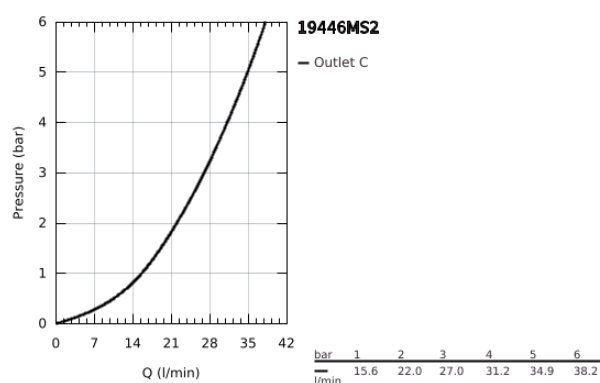
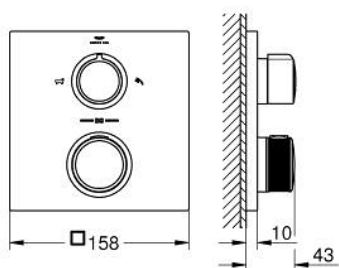


19 446 MS2 **ALLURE THERMOSTAT FOR CONCEALED INSTALLATION WITH 2-WAY DIVERTER HAND SHOWER/BATH FILLER**

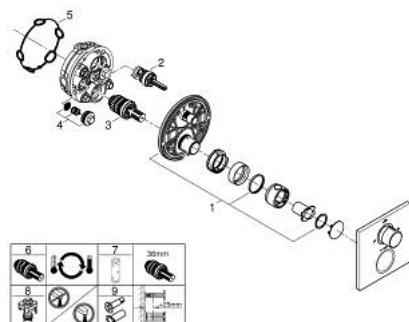


PRODUCT DESCRIPTION

- Colour: satin steel
- set for final installation for
- GROHE Rapido SmartBox 35 600/35 604
- GROHE TurboStat compact cartridge with wax thermoelement
- GROHE Long-Life finish
- wall escutcheon with GROHE FastFixation(covered escutcheon- and shaft sealing, covered fixing)
- metal escutcheon, retroactively 6° adjustable
- printed hand shower and bath filler symbol
- GROHE SafeStop safety button at 38°C(calibration required)
- GROHE SafeStop Plus optional temperature limiter at 43°C or 46°C included
- GROHE AquaDimmer, integrated shut off/diverter valve
- flow performance: outlet B = 27 l/min outlet C = 30 l/min
- without roughing-in set 35 600/35 604 (please order separately)



19 446 MS2 **ALLURE THERMOSTAT FOR CONCEALED INSTALLATION WITH 2-WAY DIVERTER HAND SHOWER/BATH FILLER**



SPARE PARTS, October 2022 – now

- 1: Mounting plate (Spare part-nr. 49080000)
- 2: Aquadimmer (Spare part-nr. 49084000)
- 3: Thermostatic compact cartridge 3/4" (Spare part-nr. 49028000)
- 4: Non-return valve (Spare part-nr. 49085000)
- 5: Sealing washer (Spare part-nr. 48360000)
- 6: GROHE TurboStat cartridge 3/4" (Spare part-nr. 49003000)*
- 7: Socket Spanner (Spare part-nr. 49059000)*
- 8: Service stops (Spare part-nr. 1405300M)*
- 9: Universal extension set 2-handle thermostats, 25 mm (Spare part-nr. 14058000)*

* Optional accessories