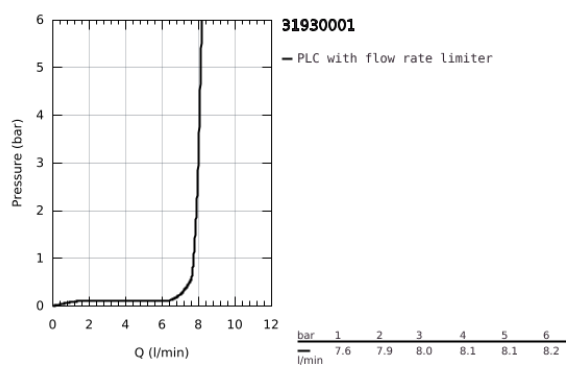
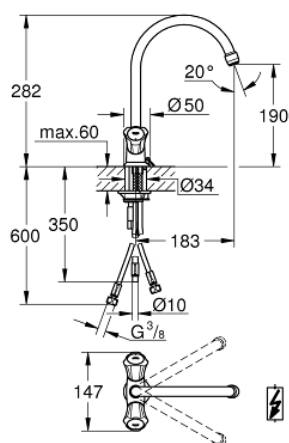


31 930 001 **COSTA L SINK MIXER 1/2"**

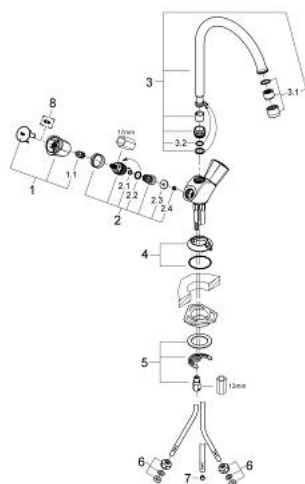


PRODUCT DESCRIPTION

- Colour: Chrome
- for use with displacement water heater
- metal handles
- heat-insulated
- GROHE Long-Life finish
- GROHE Long-Life headparts
- flow straightener
- swivel tubular spout
- swivel area 360°
- chain ring
- copper pipes
- maximum flow rate (at 3 bar): 8.4 l/min



31 930 001 **COSTA L SINK MIXER 1/2"**



SPARE PARTS, June 2008 – now

- 1: Handle (Spare part-nr. 45994000)
 - 1.1: Snap insert (Spare part-nr. 0538600M)
 - 2: Headpart 1/2" (Spare part-nr. 07146000)
 - 2.1: O-Ring Ø6 x Ø2 (Spare part-nr. 0128300M)
 - 2.2: O-Ring Ø18,2 x Ø1,7 (Spare part-nr. 0392400M)
 - 2.3: Sealing washer (Spare part-nr. 0529100M)
 - 3: High U-Outlet (Spare part-nr. 13227000)
 - 3.1: Flow straightener (Spare part-nr. 08599000)
 - 3.2: O-ring dia. 12x2 mm (Spare part-nr. 0128000M)
 - 4: Escutcheon (Spare part-nr. 48005000)
 - 5: Shank mounting kit (Spare part-nr. 46249000)
 - 6: Connection thread 3/8 x Ø 8.5 (Spare part-nr. 1293800M)
 - 7: Mousseur (Spare part-nr. 45303000)
 - 8: Screw for Costa/Avina products (Spare part-nr. 48013000)*
- * Optional accessories